

12MB700

Very High Output MB Ferrite Transducer

KeyFeatures

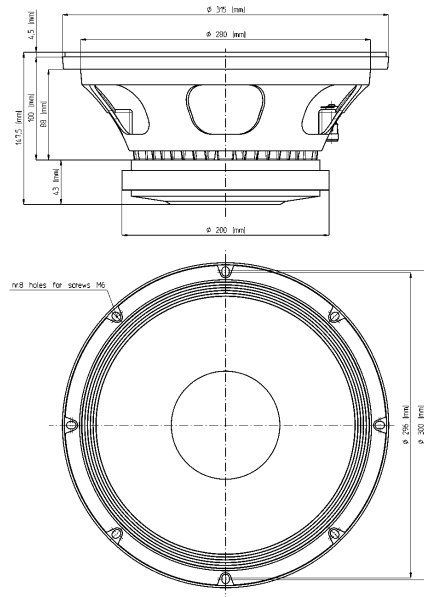
- 101,5 dB SPL 1W / 1m sensitivity
- 75 mm (3 in) Interleaved Sandwich Voice coil (ISV)
- 450 W AES power handling
- Double Demodulating Rings (DDR) for lower distortion
- Improved heat dissipation via unique basket design
- Weather protected cone and plates for outdoor usage
- Ideal for compact two way and multiway systems

Description

The 12MB700 is a very high sensitivity (101.5 dB 1W/1m) midbass driver with high power handling capabilities. The 12MB700 can be used as either a bass/mid driver in compact 2-way reflex enclosures or as a direct radiating or horn loaded, dedicated midrange driver, in multi-way touring and fixed installation concert and arena systems. Its curvilinear paper cone made from a special high strength wood pulp, has been designed to achieve the best possible linearity within its intended frequency range and to control bell-mode resonances around the cone circumference. The cone is carried by a multiroll suspension formed of a linen-like material, which is more resistant to aging and fatigue than traditional materials. The 75 mm diameter state-of-the-art voice coil is similar to those fitted to our top-of-the-range 18" and 15" models but it is wound with aluminum wire. It employs our Interleaved Sandwich Voice coil (ISV) technology in which a high strength fibreglas former carries windings on both the outer and inner surfaces to achieve a mass balanced coil. This results in an extremely linear motor assembly with a reduced tendency for eccentric behavior when driven hard. The excellent performance capabilities of this loudspeaker are further enhanced by the Double Demodulating Rings (DDR) designed to dramatically reduce the intermodulation and harmonic distortion and improve transient response. The magnetic structure has been optimized using FEA CAD resource, maximizing the flux density in the voice coil gap. Voice coil cooling has been achieved by incorporating airways between the chassis back plate and the top plate of the magnet, allowing heated air from the voice coil and gap to be channeled away and dissipated by the chassis basket. Due to the increasing use of high power audio systems at outdoor events or in marine environments, the ability to perform properly under inclement weather conditions is a key feature in Eighteen Sound philosophy. Hence, an exclusive treatment has been applied to the cone giving it water repellent properties. In addition, another special treatment has been applied to the top and back plates making the transducer far more resistant to the corrosive effects of salts and oxidization.

Models

Model	Code	Information
0221265220	0221265220	16 Ohm
0221285220	0221285220	8 Ohm



12MB700

Very High Output MB Ferrite Transducer

General Specifications

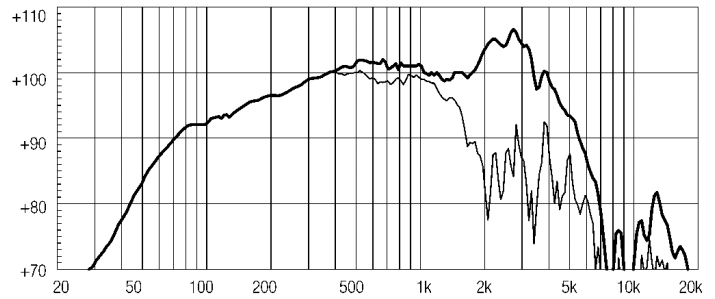
Nominal Diameter	300 mm (12 in)
Rated Impedance	8 Ohm
AES Power	450 W
Program Power	600 W
Peak Power	1200 W
Sensitivity	101,5 dB
Frequency Range	60 ÷ 5000 Hz
Power Compression @-10dB	0,4 dB
Power Compression @-3dB	1,5 dB
Power Compression @Full Power	2,8 dB
Max Recomm. Frequency	4000 Hz
Recomm. Enclosure Volume	10 ÷ 80 lt. (0,3 ÷ 2,83 cuft)
Minimum Impedance	5,7 Ohm at 25°C
Max Peak To Peak Excursion	22 mm (0,87 in)
Voice Coil Diameter	75 mm (3 in)
Voice Coil Winding Material	aluminum
Suspension	M-roll, Polycotton
Cone	Curvilinear, Paper

Thiele Small Parameters

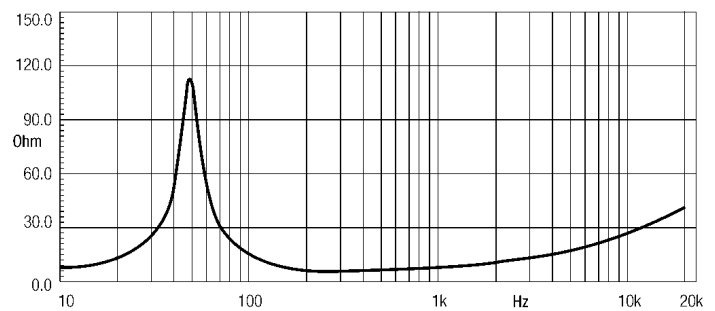
Fs	49 Hz
Re	5 Ohm
Sd	0,0531 sq.mt. (82,31 sq.in.)
Qms	4,7
Qes	0,2
Qts	0,19
Vas	101 lt. (3,57 cuft)
Mms	41 gr. (0,09 lb)101 lt. (3,57 cuft)
BL	17,8 Tm
Linear Mathematical Xmax	± 4,5 mm (± 0,18 in)
Le (1kHz)	0,9 mH
Ref. Efficiency 1W@1m (half space)	99,6 dB

Mounting information

Overall diameter	315 mm (12,4 in)
N. of mounting holes and bolt	8
Mounting holes diameter	7,15 mm (0,28 in)
Bolt circle diameter	296 - 300 mm (11,65 - 11,8 in)
Front mount baffle cutout ø	282 mm (11,1 in)
Rear mount baffle cutout ø	282 mm (11,1 in)
Total depth	147,5 mm (5,82 in)
Flange and gasket thickness	16,5 mm (0,65 in)
Net weight	8,0 kg (17,66 lb)
Shipping weight	8,8 kg (19,43 lb)
CardBoard Packaging dimensions	332 x 332 x 184 mm (13,07 x 13,07 x 7,24 in)



FREQUENCY RESPONSE CURVE OF 12MB700 MADE ON 50 LIT. ENCLOSURE TUNED 60HZ IN FREE FIELD (4PI) ENVIRONMENT. ENCLOSURE CLOSES THE REAR OF THE DRIVER. THE THIN LINE REPRESENTS 45 DEG. OFF AXIS FREQUENCY RESPONSE



FREE AIR IMPEDANCE MAGNITUDE CURVE

Notes

- 1) AES power is determined according to AES2-1984 (r2003) standard
- 2) Continuous power rating is measured in 50 lit enclosure tuned 60Hz using a 60 - 2000Hz band limited pink noise test signal with 50% duty cycle, applied for 2 hours.
- 3) The peak power rating represents the maximum permitted instantaneous peak power level over a maximum period of 10ms which will be withstood by the loudspeaker without damage.
- 4) Sensitivity represents the averaged value of acoustic output as measured on the forward central axis of cone, at distance 1m from the baffle panel, when connected to 2,83V sine wave test signal swept between 500Hz and 2500Hz with the test specimen mounted in the same enclosure as given for (1) above.
- 5) Frequency range is given as the band of frequencies delineated by the lower and upper limits where the output level drops by 10 dB below the rated sensitivity in half space environment.
- 6) Power compression represents the loss of sensitivity for the specified power, measured from 50-500 Hz, after a 5 min pink noise preconditioning test at the specified power.
- 7) Linear Math. Xmax is calculated as $(Hvc \cdot Hg) / 2 + Hg / 4$ where Hvc is the coil depth and Hg is the gap depth.