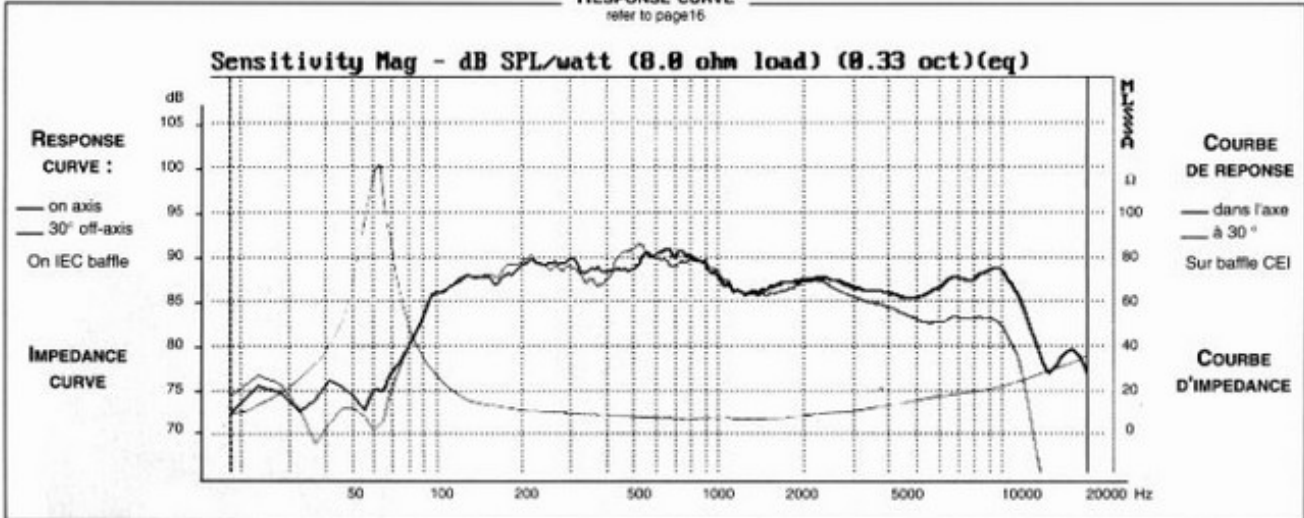


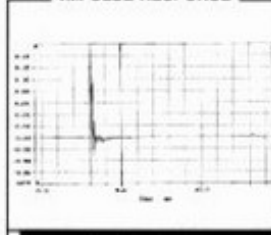
RESPONSE CURVE  
refer to page 16



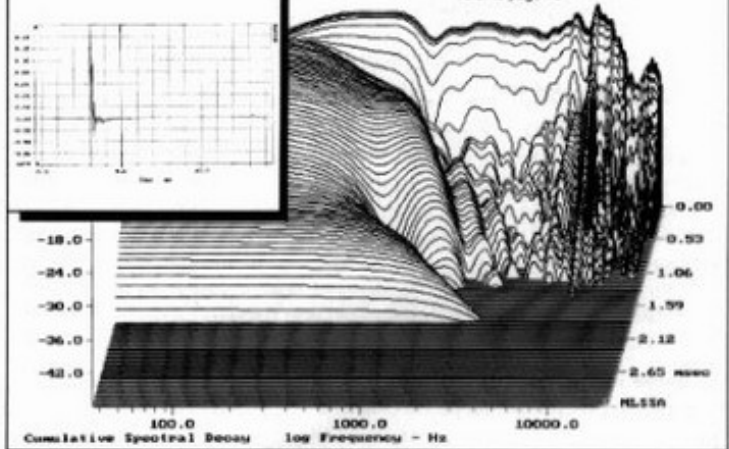
### SPECIFICATIONS

Technical Characteristics	Symbol	Value	Units
<b>PRIMARY APPLICATION</b>			
Nominal Impedance	Z	8	Ω
Resonance Frequency	Fs	55	Hz
Nominal Power Handling	P	40	W
Sensitivity	E	89	dB
<b>VOICE COIL</b>			
Voice coil diameter	∅	25	mm
Minimum Impedance	Zmin	7,7	Ω
DC Resistance	Re	6,4	Ω
Voice Coil Inductance	Lbm	0,33	mH
Voice coil Length	h	9,2	mm
Former	-	Kapton	-
Number of layers	n	1	-
<b>MAGNET</b>			
Magnet dimensions	∅ x h	84 x 15	mm
Magnet weight	m	0,345	kg
Flux density	B	1,1	T
Force factor	BL	6,37	NA <sup>1</sup>
Height of magnetic gap	He	5	mm
Stray flux	Fmag	-	Am <sup>1</sup>
Linear excursion	Xmax	±2,1	mm
<b>PARAMETERS</b>			
Suspension Compliance	Cms	1,65.10 <sup>-5</sup>	mN <sup>-1</sup>
Mechanical Q Factor	Qms	3,34	-
Electrical Q Factor	Qes	0,27	-
Total Q Factor	Qts	0,25	-
Mechanical Resistance	Rms	0,52	kg s <sup>-1</sup>
Moving Mass	Mms	5.10 <sup>-3</sup>	kg
Effective Piston Area	S	0,51.10 <sup>-2</sup>	m <sup>2</sup>
Volume Equivalent of Air at Cas	Vas	6,2.10 <sup>3</sup>	m <sup>3</sup>
Mass of speaker	M	0,94	kg


IMPULSE RESPONSE



WATERFALL  
refer to page 16



SUGGESTED APPLICATIONS  
refer to page 8 to 13



### APPLICATION PARAMETERS

Symbol	Description	Unit
Vb	Box volume	dm <sup>3</sup>
Fb	Tuning frequency	Hz
Dp	Port diameter	cm
Lp	Port length	cm

Please refer to method of measurement and measurement conditions pages 15 to 19.

Audax may, without prior notification modify the specifications on its products further to research and development requirements.