

10" - PAPER CONE DRIVER - 240 mm

CLASSIC SERIES

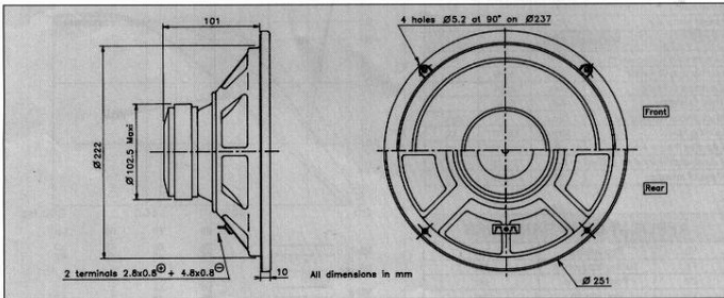
Extended bass response (Fs : 28 Hz)
Paper cone
Foam suspension
Long excursion
High temperature voice coil
High efficiency (92 dB)
Stamped steel chassis

Réponse étendue dans le grave (Fs : 28 Hz)
Cône papier
Suspension mousse
Grande excursion
Bobine haute température
Haut rendement (92 dB)
Châssis acier embouti

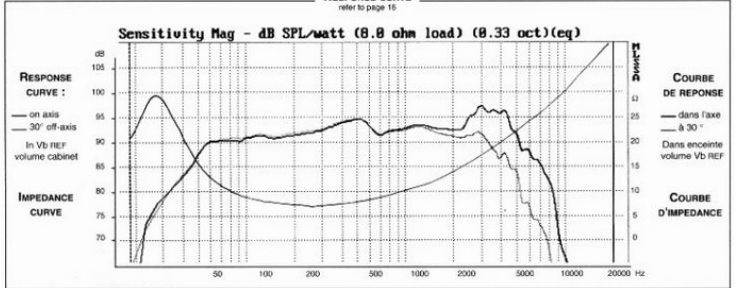


The paper cone foam surround of this 10" bass unit offers a combination of extended frequency response, low resonance and high sensitivity. Ideally suited for 2-way and 3-way systems. The high temperature 1 1/2" voice coil ensures excellent power handling capacity. The "Suggested applications" charts indicate various driver loads, including the box alignment used to measure the response curve (Vb REF). The response curves shown on the diagram indicate the predicted low end response of the driver in the suggested box volume (Vb) with suggested port (Dp-Lp).

Équipé d'un cône en papier et d'une suspension mousse, ce haut-parleur de 240 mm est idéal pour une enceinte 2 voies ou 3 voies de qualité et de bon rendement. Sa bobine haute température sur support aluminium lui confère une bonne tenue en puissance. Le tableau "Suggested applications" indique différents types de charge dont celui utilisé pour la mesure de la courbe de réponse (Vb REF). Les courbes publiées correspondent à la réponse dans le grave pour un volume (Vb) et une dimension d'évent donnée (Vp-Lp).



RESPONSE CURVE
refer to page 16



SPECIFICATIONS

Technical Characteristics	Symbol	Value	Units
---------------------------	--------	-------	-------

PRIMARY APPLICATION			
Nominal Impedance	Z	8	Ω
Resonance Frequency	Fs	28	Hz
Nominal Power Handling	P	80	W
Sensitivity	E	92	dB

VOICE COIL			
Voice coil diameter	Ø	37	mm
Minimum Impedance	Zmin	7.7	Ω
DC Resistance	Re	6.3	Ω
Voice Coil Inductance	Lbm	0.6	mH
Voice coil Length	h	15	mm
Former		Aluminium	-
Number of layers	n	2	-

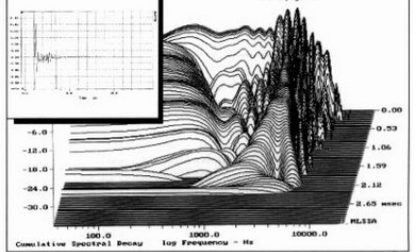
MAGNET			
Magnet dimensions	Ø x h	100 x 18	mm
Magnet weight	m	0.55	kg
Flux density	B	1.1	T
Force factor	BL	7.41	NA ¹
Height of magnetic gap	Hg	6	mm
Stray flux	Fmag	-	Am ²
Linear excursion	Xmax	±4.5	mm

PARAMETERS			
Suspension Compliance	Cms	1.37.10 ⁻⁴	mN ⁻¹
Mechanical Q Factor	Qms	1.81	-
Electrical Q Factor	Qes	0.47	-
Total Q Factor	Qts	0.37	-
Mechanical Resistance	Rms	2.23	kg s ⁻¹
Moving Mass	Mms	23.10 ⁻³	kg
Effective Piston Area	S	3.4.10 ⁻²	m ²
Volume Equivalent of Air at Cas	Vas	223.10 ⁻¹	m ³
Mass of speaker	M	1.5	kg

APPLICATION PARAMETERS

Symbol	Description	Unit
Vb	Box volume	dm ³
Fb	Tuning frequency	Hz
Dp	Port diameter	cm
Lp	Port length	cm

IMPULSE RESPONSE WATERFALL
refer to page 16



SUGGESTED APPLICATIONS
refer to page 8 to 13

