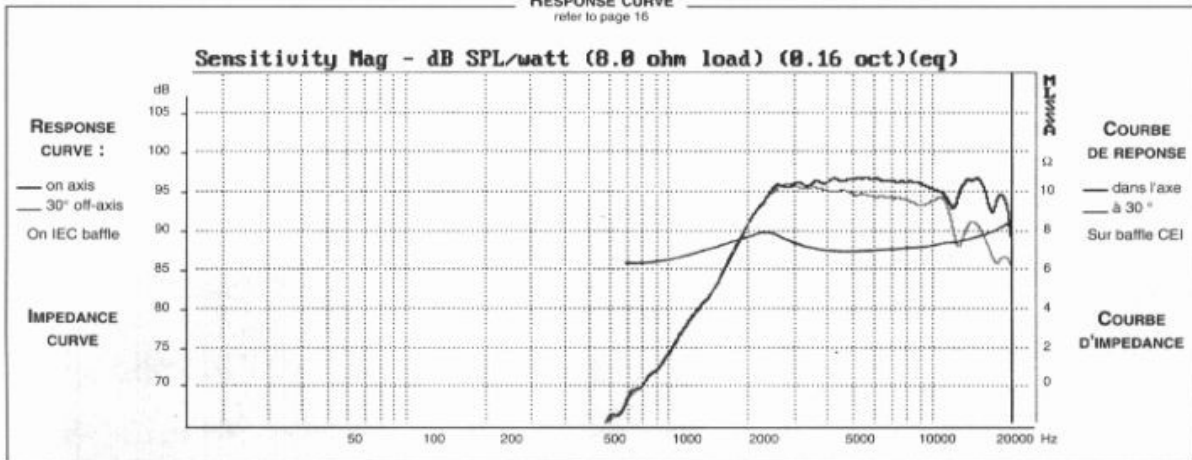


RESPONSE CURVE

refer to page 16



SPECIFICATIONS

Technical Characteristics	Symbol	Value	Units
---------------------------	--------	-------	-------

PRIMARY APPLICATION

Nominal Impedance	Z	8	Ω
Resonance Frequency	Fs	2050	Hz
Nominal Power Handling	P	45	W
Sensitivity	E	96	dB

VOICE COIL

Voice coil diameter	Ø	14	mm
Minimum Impedance	Zmin	7,2	Ω
DC Resistance	Re	5,7	Ω
Voice Coil Inductance	Lbm	37	µH
Voice coil Length	h	2	mm
Former	-	Polymer	-
Number of layers	n	2	-

MAGNET

Magnet dimensions	Ø x h	45 x 9	mm
Magnet weight	m	0,053	kg
Flux density	B	1,51	T
Force factor	BL	2	NA ⁻¹
Height of magnetic gap	He	1,5	mm
Stray flux	Fmag	36	Am ⁻¹
Linear excursion	Xmax	±0,25	mm

PARAMETERS

Suspension Compliance	Cms	-	mN ⁻¹
Mechanical Q Factor	Qms	-	-
Electrical Q Factor	Qes	-	-
Total Q Factor	Qts	-	-
Mechanical Resistance	Rms	-	kg s ⁻¹
Moving Mass	Mms	0,19.10 ⁻³	kg
Effective Piston Area	S	6,6.10 ⁻⁴	m ²
Volume Equivalent of Air at Cas	Vas	-	m ³
Mass of speaker	M	0,117	kg

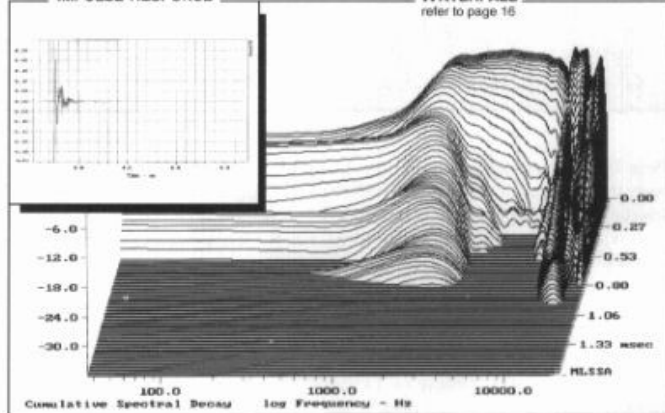
APPLICATION PARAMETERS

Fc	Crossover Frequency	Hz
S	Slope	dB / Oct.
L	Self-inductance	mH
C	Capacitor	µF
P	Nominal Power Handling	W

IMPULSE RESPONSE

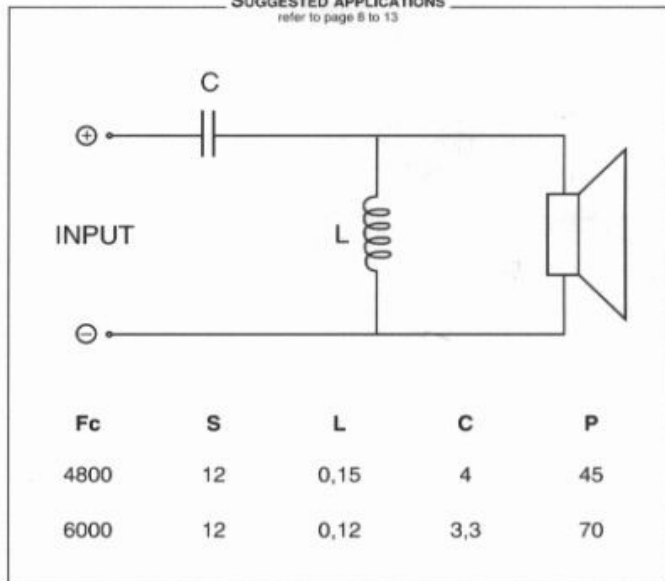
WATERFALL

refer to page 16



SUGGESTED APPLICATIONS

refer to page 8 to 13



Please refer to method of measurement and measurement conditions pages 15 to 19.
 Audax may, without prior notification modify the specifications on its products further to research and development requirements.