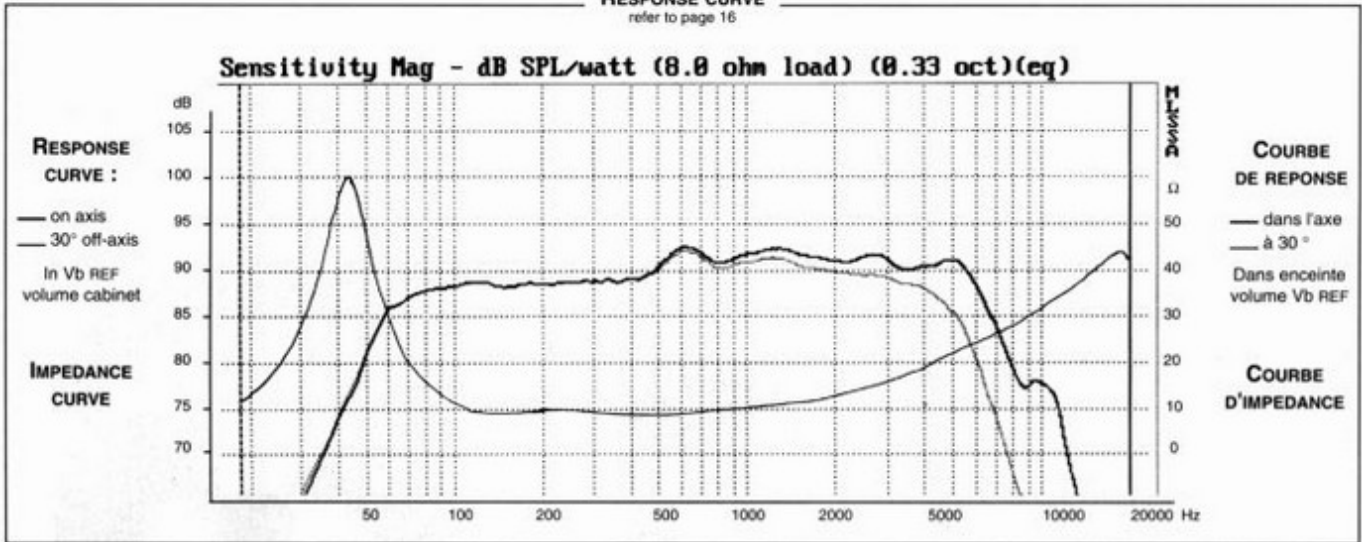


RESPONSE CURVE
refer to page 16



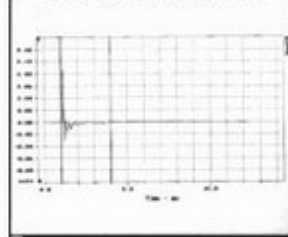
SPECIFICATIONS

Technical Characteristics	Symbol	Value	Units
PRIMARY APPLICATION			
Nominal Impedance	Z	8	Ω
Resonance Frequency	Fs	42	Hz
Nominal Power Handling	P	60	W
Sensitivity	E	90	dB
VOICE COIL			
Voice coil diameter	∅	30	mm
Minimum Impedance	Zmin	7,5	Ω
DC Resistance	Re	6,6	Ω
Voice Coil Inductance	Lbm	0,41	mH
Voice coil Length	h	12	mm
Former	-	Kapton	-
Number of layers	n	1	-
MAGNET			
Magnet dimensions	∅ x h	100x18	mm
Magnet weight	m	0,55	kg
Flux density	B	1,2	T
Force factor	BL	7,4	NA ⁻¹
Height of magnetic gap	He	6	mm
Stray flux	Fmag	-	Am ³
Linear excursion	Xmax	±3	mm
PARAMETERS			
Suspension Compliance	Cms	1,2.10 ⁻³	mN ⁻¹
Mechanical Q Factor	Qms	7,83	-
Electrical Q Factor	Qes	0,38	-
Total Q Factor	Qts	0,36	-
Mechanical Resistance	Rms	0,4	kg s ⁻¹
Moving Mass	Mms	11,9.10 ⁻³	kg
Effective Piston Area	S	1,39.10 ⁻²	m ²
Volume Equivalent of Air at Cas	Vas	32,5.10 ⁻³	m ³
Mass of speaker	M	1,7	kg

APPLICATION PARAMETERS

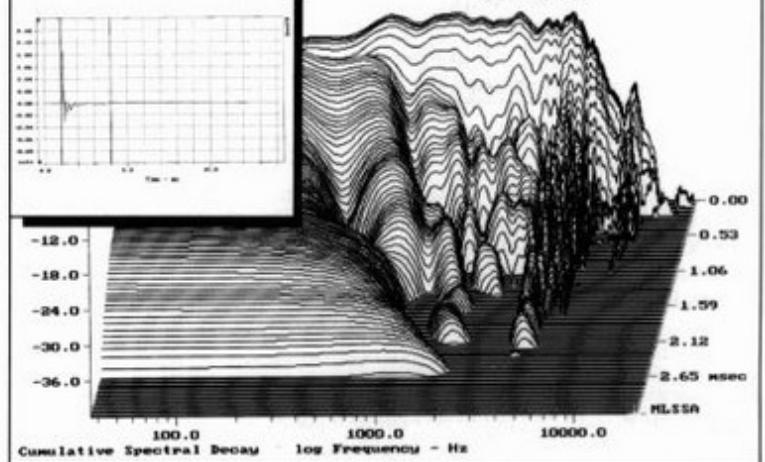
Symbol	Description	Unit
Vb	Box volume	dm ³
Fb	Tuning frequency	Hz
Dp	Port diameter	cm
Lp	Port length	cm

IMPULSE RESPONSE



WATERFALL

refer to page 16



SUGGESTED APPLICATIONS

refer to page 8 to 13

