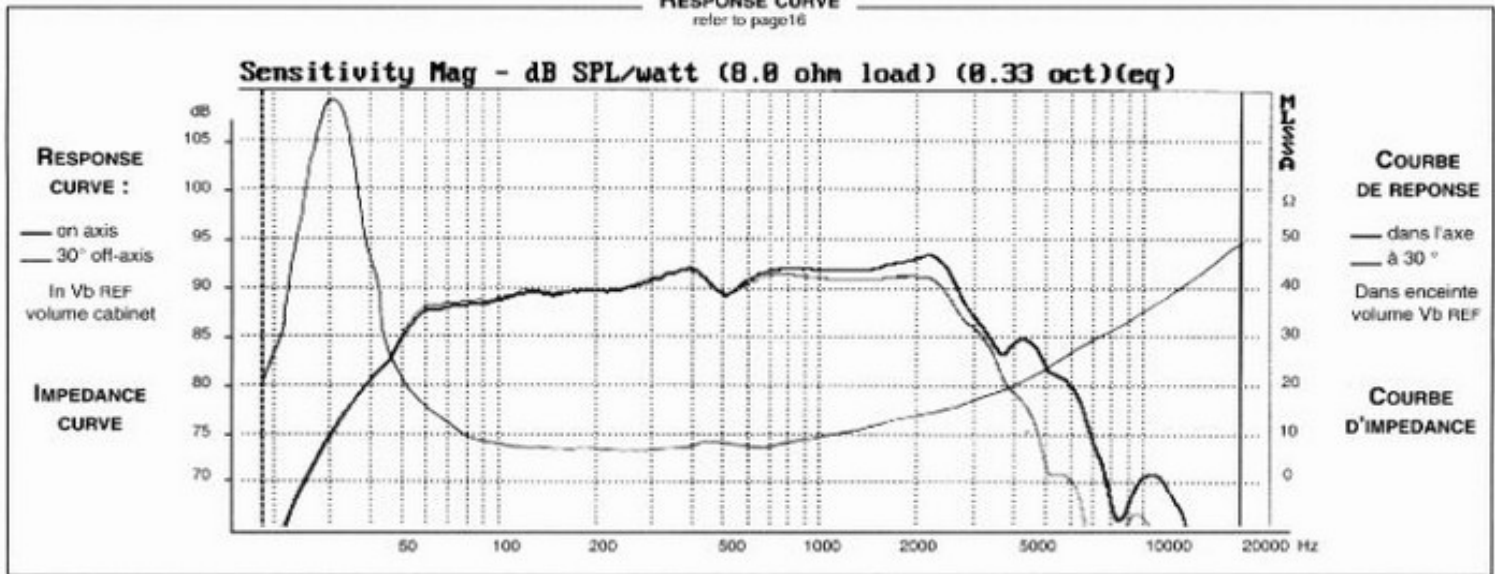


RESPONSE CURVE
refer to page 16



SPECIFICATIONS

Technical Characteristics	Symbol	Value	Units
---------------------------	--------	-------	-------

PRIMARY APPLICATION

Nominal Impedance	Z	8	Ω
Resonance Frequency	Fs	30	Hz
Nominal Power Handling	P	70	W
Sensitivity	E	91	dB

VOICE COIL

Voice coil diameter	∅	40	mm
Minimum Impedance	Zmin	7,9	Ω
DC Resistance	Re	6,3	Ω
Voice Coil Inductance	Lbm	0,47	μH
Voice coil Length	h	14,5	mm
Former	-	Kapton	-
Number of layers	n	1	-

MAGNET

Magnet dimensions	∅ x h	100 x 18	mm
Magnet weight	m	0,55	kg
Flux density	B	1	T
Force factor	BL	7,7	NA ⁻¹
Height of magnetic gap	He	8,6	mm
Stray flux	Fmag	-	Am ⁻¹
Linear excursion	Xmax	±4,25	mm


PARAMETERS

Suspension Compliance	Cms	1,4.10 ⁻³	mN ⁻¹
Mechanical Q Factor	Qms	6,45	-
Electrical Q Factor	Qes	0,32	-
Total Q Factor	Qts	0,31	-
Mechanical Resistance	Rms	0,59	kg s ⁻¹
Moving Mass	Mms	21.10 ⁻³	kg
Effective Piston Area	S	2,3.10 ⁻³	m ²
Volume Equivalent of Air at Cas	Vas	108.10 ⁻³	m ³
Mass of speaker	M	2,2	kg

APPLICATION PARAMETERS

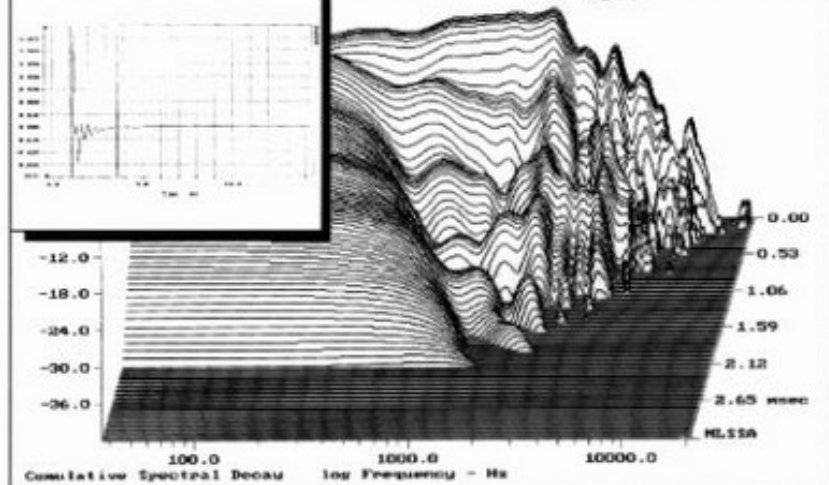
Vb	Box volume	dm ³
Fb	Tuning frequency	Hz
Dp	Port diameter	cm
Lp	Port length	cm

IMPULSE RESPONSE



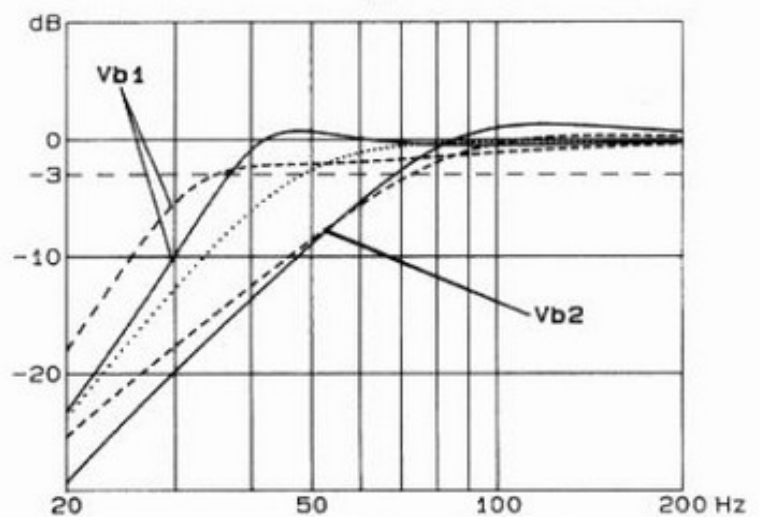
WATERFALL

refer to page 16



SUGGESTED APPLICATIONS

refer to page 8 to 13



	Vb	Fb	Dp	Lp
Vb 1	75	40	7,5	3,6
	75	32	7,5	8
Vb REF	35	40	5	4,6
Vb 2	15	50	5	8,3
	15	36	5	18,5